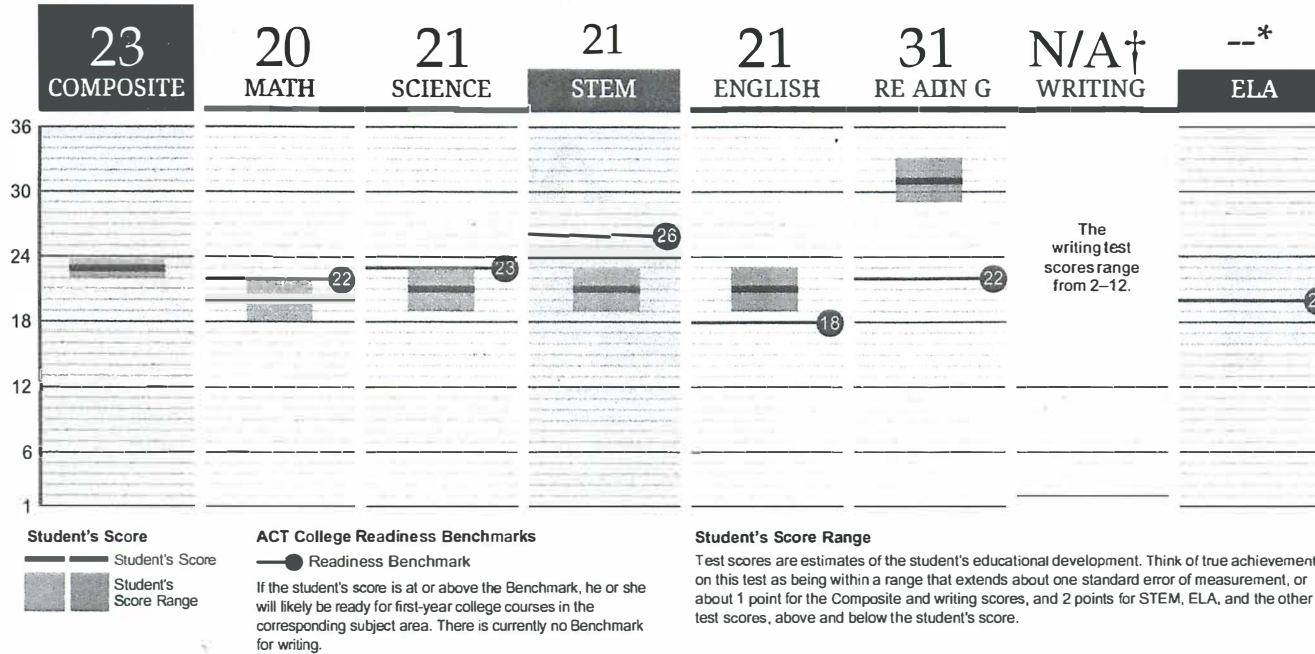
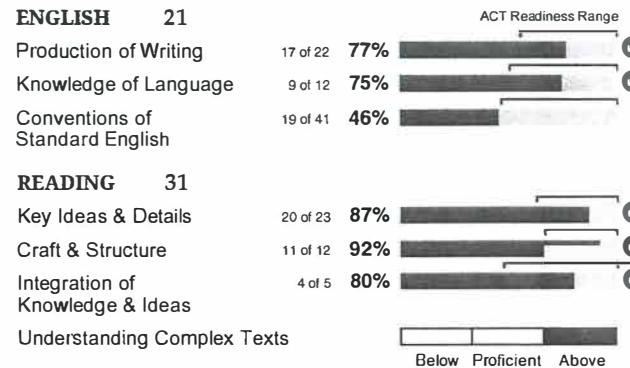
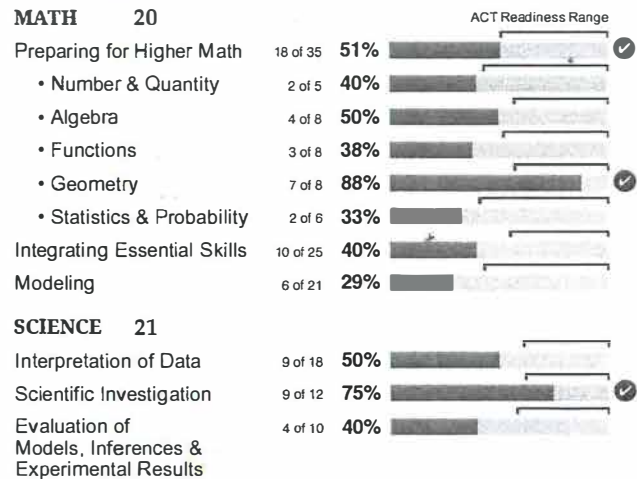


High School Report




* Scores on English, reading, and writing are required to calculate an ELA score.
 † This test event did not include the optional writing test.

Detailed Results



Understanding Complex Texts: This indicator lets you know if the student is understanding the central meaning of complex texts at a level that is needed to succeed in college courses with higher reading demand.

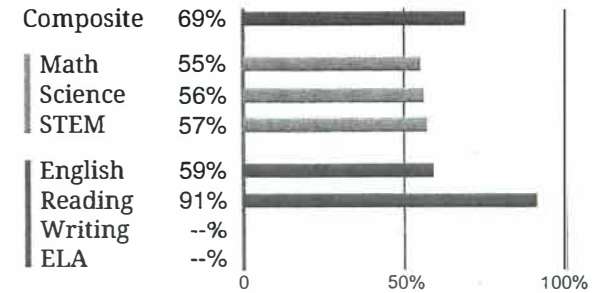


If the student took the writing test, the essay was scored on a scale of 1 to 6 by two raters in each of the four writing domains. These domains represent essential skills and abilities that are necessary to meet the writing demands of college and career. The domain scores, ranging from 2 to 12, are a sum of the two raters' scores. The writing score is the average of the student's four domain scores rounded to the nearest whole number. To learn more about the writing score, visit www.act.org/the-act/writing-scores.

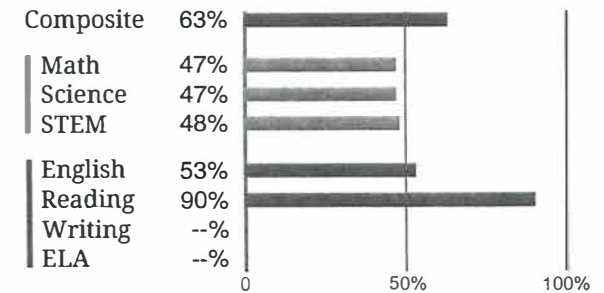
Ranking Results

The student's ranks tell you the approximate percentages of recent high school graduates in the US and your state who took the ACT® test and received scores that are the same as or lower than the student's scores. For example, a rank of 56 for the student's Composite score means 56% of students earned that Composite score or below.

US Rank



State Rank



Progress Toward the ACT National Career Readiness Certificate®

This indicator provides an estimate of the ACT National Career Readiness Certificate (ACT NCRC®) that students with this ACT Composite score are likely to obtain. The ACT NCRC is an assessment-based credential that documents foundational work skills important for job success across industries and occupations.



Students with this ACT Composite score are likely to obtain a Silver level on the ACT NCRC.

Dashes (-) indicate information was not provided or could not be calculated.

Educational and Occupational Plans

Information on the student's self-reported educational and occupational plans is not available due to missing data.

ACT Profile beta

Your students are facing important decisions and transitions over the next few years, and ACT wants to help! You can gain a clearer understanding of your students' educational and occupational plans by encouraging them to sign up with ACT Profile at www.actprofile.org.

Built on more than 50 years of educational and career research, ACT Profile is a free website that provides students with personalized information on education and career options.

ACT Profile features:

- Up-to-date information on hundreds of occupations and college majors
- Brief career assessments that quickly connect students to personally relevant majors and occupations via interactive maps
- Tools for searching college majors, schools, and occupations
- Information on education-to-career paths

You can also create your own account with ACT Profile to help your students as they plan for what's next. Dashboards allow you to see aggregate views of where students are in the planning process and identify potential gaps in their plans so that you can work together to help your students achieve their goals. Visit www.actprofile.org to learn more.

Needs Help With*

* Indicated by student

College Fit

At the student's direction, scores from this test date are being reported to the colleges shown below. College planning information is provided for the choices listed when registered or tested. Check with colleges for recent changes in information. Note: GPA was calculated from the grades the student reported. For more information, see the *ACT User Handbook* at www.act.org/the-act.html.

College Choices	Chance of "B" or Higher GPA based on Composite score and GPA	ACT Composite Scores of the middle 50% of current students	Average High School GPA of current students	Average High School Class Rank of current students	Percentage of First-Year Students Receiving Financial Aid	
					Need	Merit
1004 CONCORDIA U CHICAGO <small>RIVER FOREST, IL</small>	--%	19-24 1 36	3.05	Majority in Top 25%	70%	100%
4574 CONCORDIA UNIV-WI <small>MEQUON, WI</small>	--%	20-25 1 36	3.44	Majority in Top 50%	80%	95%
1977 CONCORDIA-ANN ARBOR <small>ANN ARBOR, MI</small>	--%	19-24 1 36	--	Majority in Top 50%	87%	98%
3340 U OF CINCINNATI <small>CINCINNATI, OH</small>	--%	23-28 1 36	3.63	Majority in Top 50%	47%	50%
		23 Composite	-- GPA	-- Class Rank		